



DELHI INTERNATIONAL SCHOOL EDGE
SECTOR-18, DWARKA, NEW DELHI-110075



Summer Holiday Homework

Class

PRE-NURSERY
2024-25



Happy Summers

Summer sun in the sky
Shining, shining up so high
Makes it warm for outside fun
To play at the park and run
To swim, hike, and fish
And go on a picnic, if you wish!



Dear Students,

Holiday is the time that we all eagerly wait for. Finally the Summer Vacations have begun. Holidays are the time to explore your creativity and imagination. We all make plans to enjoy, to relax and to empower ourselves during these days. Dear children, there is a lot more you can do to make your vacations more interesting, meaningful and full of fun. It will prepare you for a better and more fruitful year ahead. It's time to catch up with grandma's stories and to play wonderful games with grandpa.

**Love,
Your Teacher**

Dear Parent,

Children are born with natural curiosity and inquisitiveness about the world around them. It is important for us to help them keep this spark alive and to make learning fun. Summer vacation is just around the corner, let every moment of this vacation be a time to unite, connect, and enjoy beautiful moments with your child.

While your child works, support him/her, in a manner that builds responsibility and ownership towards each task and raises their confidence in their own learning. Make sure that he/she brings the holiday homework when the school reopens.

Wish you an engaging and fulfilling summer time with your child.

Summer break is all about having fun, eating fresh and juicy fruits, enjoying popsicles, going on trips, and loads of love from family but don't forget to brush up your skills.

BOOKS CAN BE OUR BEST FRIENDS

Reading time: Reading time enhances language development. Make bedtime reading a regular practice time with your child. After reading a story, ask questions related to stories. For example: What was the name of story? Did you like the story? Who was your favourite character? etc.

SELF CARE

- Brush your teeth twice daily.
- Trim your nails regularly.
- Take a bath everyday.
- Wash hands properly before and after every meal.
- Buttoning and unbuttoning the shirt.
- Laying the table.
- Folding mats and clothes.
- Arranging their toy shelf.
- Learning to wear shoes and socks.
- Sorting and pairing household items.
- Learning how to zip their school bag and the uniform.

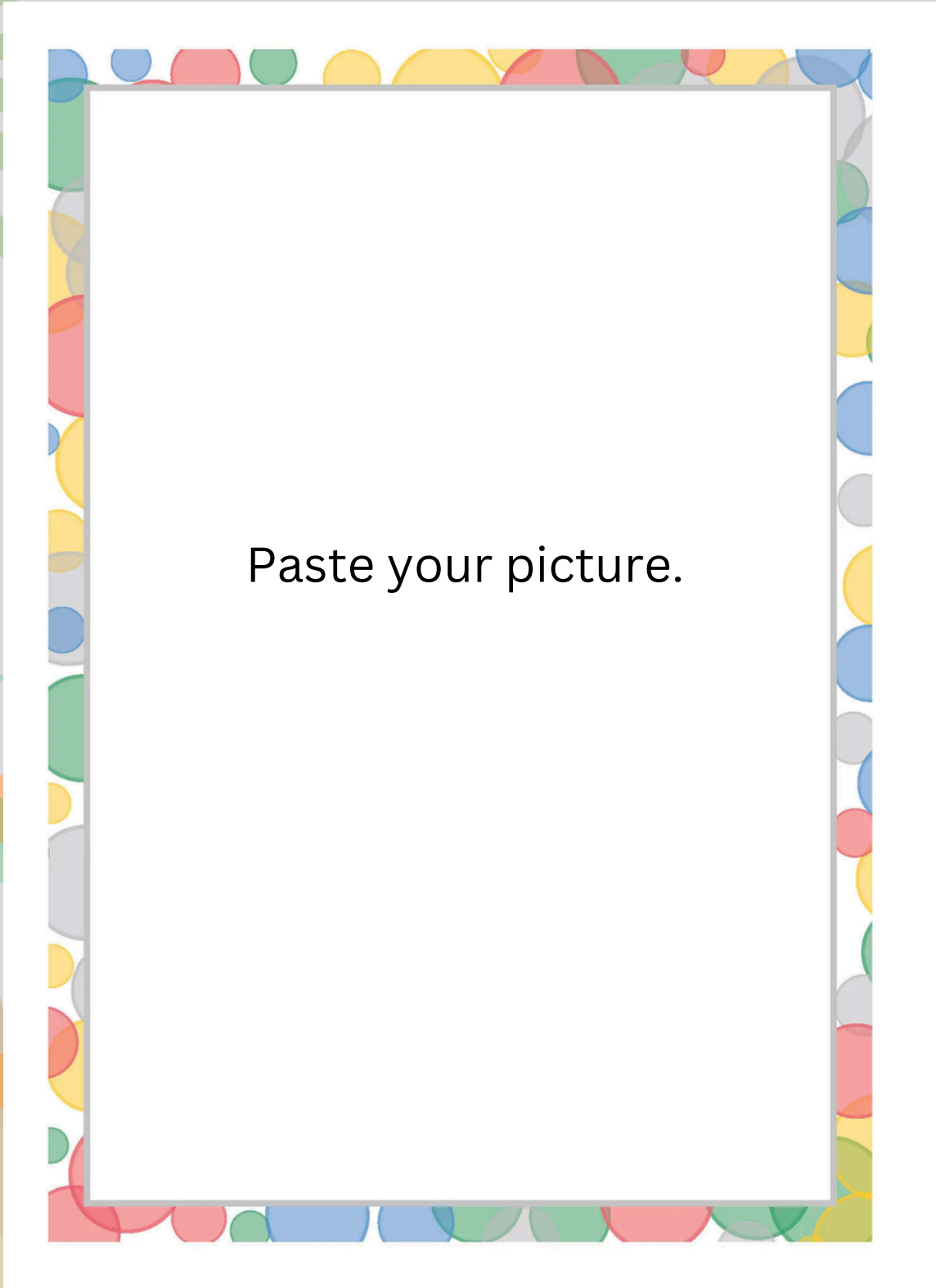
INSTRUCTION

- Take the printout of the given worksheets and fill them.
- The attached worksheets, (Pdf file) will be done by all the students.
- Submit your work when school reopens.
- All the holiday homework should be well-labelled.

SELF AWARENESS

MY first photo album

Hello! My name is.....



Paste your picture.

This is my family.



Paste a picture of your family.

This is my favourite toy.

Paste a picture of your toy.

Summers are here, it's a fun time to enjoy the season by participating in lots of activities and spending lots of time with your families and friends.

ENGAGEMENT ACTIVITIES

<p>20 MAY 2024 (Monday)</p> <p>Start you day by wake up early, wishing your elders with smile.</p> 	<p>21 MAY 2024 (Tuesday)</p> <p>Help your parents to fill the water bottles.</p> 	<p>22 MAY 2024 (Wednesday)</p> <p>Arrange your toy selves and surprise your family.</p> 	<p>23 MAY 2024 (Thursday)</p> <p>Go for vegetable and fruit shopping with your grandparents.</p> 	<p>24 MAY 2024 (Friday)</p> <p>Make fruit salad to keep yourself hydrated in summer.</p> 
<p>27 MAY 2024 (Monday)</p> <p>Let's do jumping jack with parents.</p> 	<p>28 MAY 2024 (Tuesday)</p> <p>Learn with your parents how to fold the clothes.</p> 	<p>29 MAY 2024 (Wednesday)</p> <p>Help your parents in laundry.</p> 	<p>30 MAY 2024 (Thursday)</p> <p>Learn with Mumma how to hang the clothes.</p> 	<p>31 MAY 2024 (Friday)</p> <p>Make cold sandwich for everyone.</p> 
<p>3 JUNE 2024 (Monday)</p> <p>Help your parents in kitchen.</p>	<p>4 JUNE 2024 (Tuesday)</p> <p>Go for a nature walk with your elders.</p>	<p>5 JUNE 2024 (Wednesday)</p> <p>Visit your worship place and pray for everyone.</p>	<p>6 JUNE 2024 (Thursday)</p> <p>Help the needy people with your elders.</p>	<p>7 JUNE 2024 (Friday)</p> <p>Sing songs and bhajans with your elders.</p>

<p>10 JUNE 2024 (Monday)</p>	<p>11 JUNE 2024 (Tuesday)</p>	<p>12 JUNE 2024 (Wednesday)</p>	<p>13 JUNE 2024 (Thursday)</p>	<p>14 JUNE 2024 (Friday)</p>
<p>Let's plant a tree and save the earth.</p> 	<p>Water the plants every day.</p> 	<p>The sky is beautiful. Go stargazing with family.</p> 	<p>Keep a bowl of water for birds to quench their thirst.</p> 	<p>Make a card on this Father's Day.</p> 
<p>17 JUNE 2024 (Monday)</p>	<p>18 JUNE 2024 (Tuesday)</p>	<p>19 JUNE 2024 (Wednesday)</p>	<p>20 JUNE 2024 (Thursday)</p>	<p>21 JUNE 2024 (Friday)</p>
<p>Give your grandparents a head massage.</p>	<p>Help your mother in serving food.</p>	<p>Enjoy having summer's <u>biess</u>: watermelon.</p>	<p>Beat the heat with lemonade, make lemonade with your family.</p>	<p>Let's sit together with your family and do chanting.</p>
<p>24 JUNE 2024 (Monday)</p>				
<p>Make mango shake with your mom and enjoy it.</p> 				

Click a picture of each activity and make an album.

Let's enjoy some links and learn with fun.

Rhyme links:

<https://youtu.be/oUVxKIVOG-I?feature=shared>

<https://youtu.be/VWWEUChKo6s?feature=shared>

https://youtu.be/e_04ZrNroTo?feature=shared

Learn counting 1 to 10:

<https://youtu.be/DR-cfDsHCGA?feature=shared>

The colors rhyme:

<https://youtu.be/w1B2VXWHiA0?feature=shared>

My body song:


<https://youtu.be/yRNXfe9-aWo?feature=shared>

Worksheet-01


Name.....

Colour the pictures.

Red



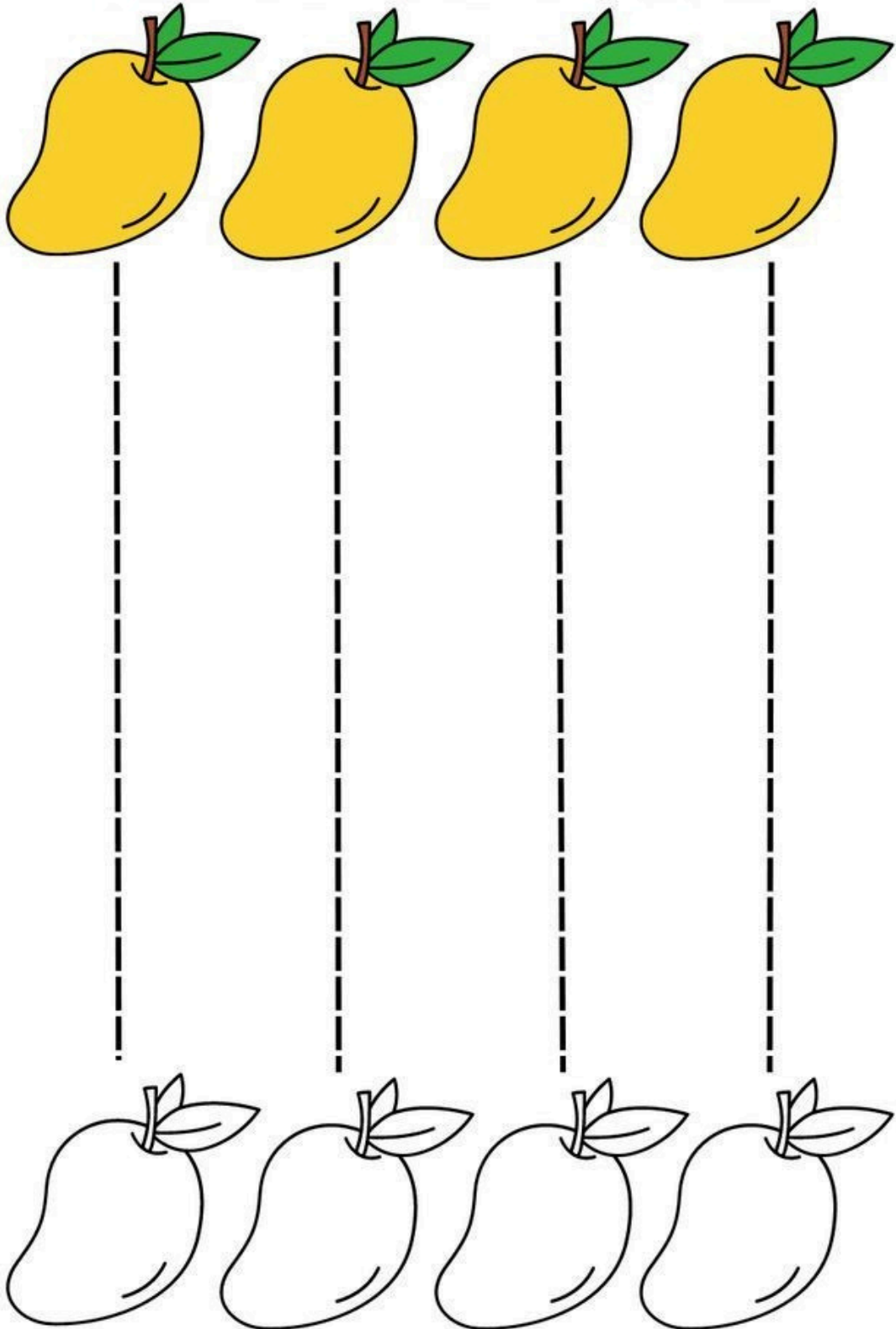
Yellow



Worksheet-2

Standing Line



TRACE AND COLOR



Worksheet-3


Sleeping Line

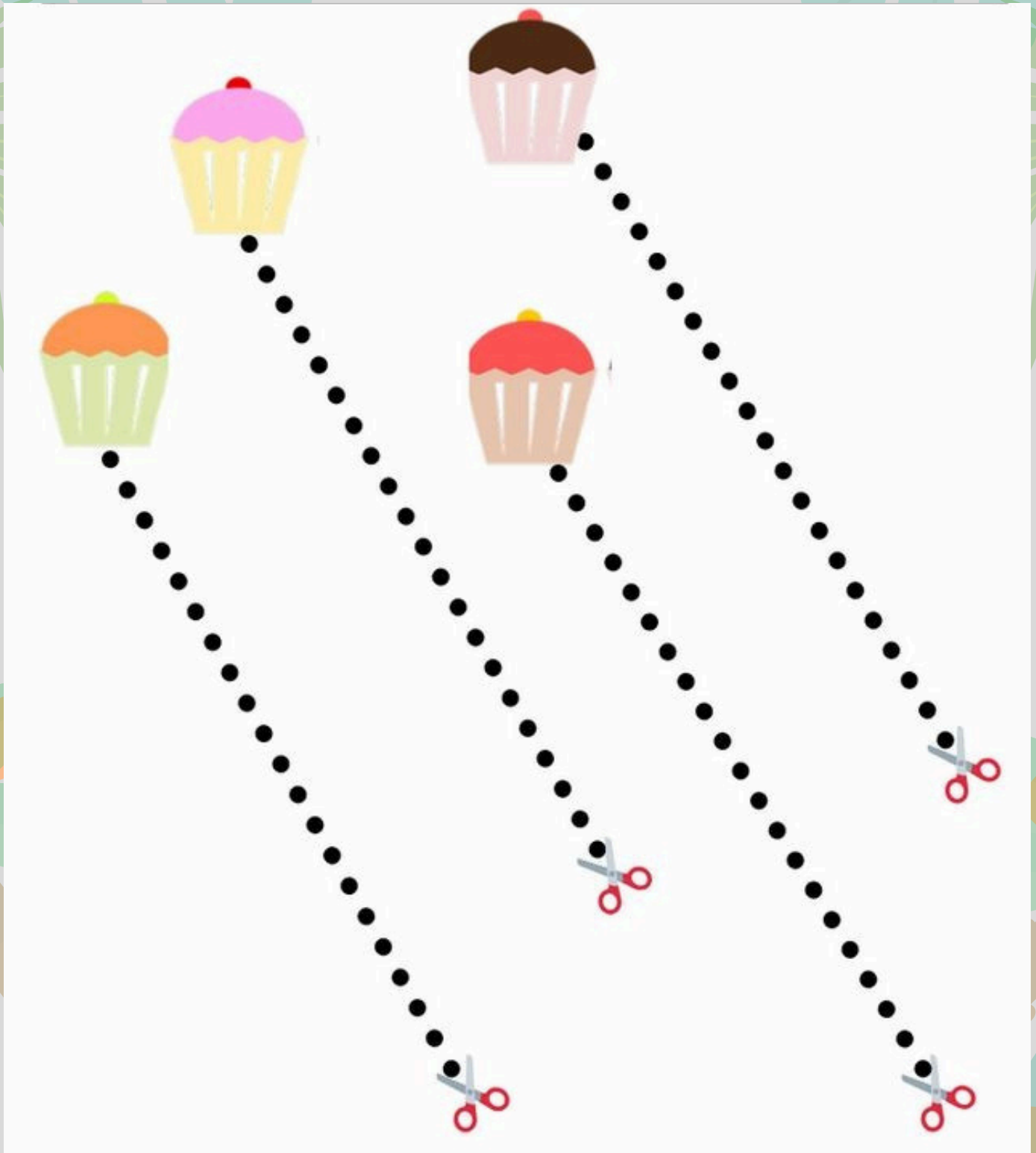
Trace Sleeping Lines & Color



Worksheet-4

Slanting Line





Worksheet-5

Matching



Match the object with same colour



Worksheet-6

Fill circles in the duck by thumb printing

duck



Worksheet-7


Face Making



Worksheet-8

Make Bear(animal) Mask

Cut the shape and fill colour in it.



Worksheet-9


Tearing and Pasting (tear the different colours paper and paste inside the butterfly).

Trace and color the butterfly.




Worksheet-10

Make Footprint Surfboard



Hint:



Worksheet-11

Touch and Feel (paste hard and soft materials on the hands e.g., cotton, paper, matchstick, etc.)

My sense of TOUCH

SOFT



HARD



**Happy
Holidays**

Enjoy.....

